

## **Summer Math Reinforcement Packet Students Entering into 2<sup>nd</sup> Grade**

Our first graders had a busy year learning new math skills. **Mastery of all these skills is extremely important in order to develop a solid math foundation.** The second grade math program will **add onto these first grade skills**, so any time spent learning or reinforcing these concepts will be very beneficial for your child. Each year builds upon the previous year's skills in math. Any areas your child has difficulty you may want to give them additional practice. **Student mastery of the basic math skills is as important to success in future mathematical procedures and reasoning as learning the alphabet is to reading and writing.**

Have your child complete one page (one side), three times a week of the math packet. Please return this completed packet in August to your second grade teacher. The completed packet will count as the first test grade in math for the 2011-2012 school year. If the packet is not returned and/or fully completed, a zero will be given.

After your child has completed the math problems and you feel your child is still struggling on a certain concept and needs further practice, you can have your child play games on some of the web sites listed on the next page, play games or make up additional problems of your own for additional practice.

Enjoy your summer!!

### **Useful Websites**

<http://www.sadlier-oxford.com/math/family.cfm> - click on the appropriate grade level and select and of the practice activities

[www.funbrain.com](http://www.funbrain.com) - lots of fun games to choose from

[www.coolmathforkids.com](http://www.coolmathforkids.com) - lots of fun games to choose from

[www.sheppardsoftware.com](http://www.sheppardsoftware.com) - educational games in all subjects from PreK - College

[www.aaamath.com](http://www.aaamath.com) - at the top pick "Second" or "Third" for a challenge. Choose any of the activities like adding or subtracting then select the "play" option toward the top of the screen. "20 Questions" and countdown games are a good one to try.

[www.edline.net](http://www.edline.net) - log into your Edline account and look for "SPCS Math" on the right hand menu. This is a great way to practice timed addition and subtraction problems.

## GRADE LEVEL EXPECTATIONS IN MATHEMATICS

When entering second grade this is what is expected that your child should already know.

1. Read and write the numbers up to 110 by 1's, 2's, 5's, 10's. Also by starting with various numbers.
2. Comparing numbers up to 110 using such phrases as "same as", "more than", "greater than", "fewer than". Ex. 70 is one more than \_\_\_\_ (69). Also can put a set of numbers from least/smallest to greatest/largest.
3. Can state one more than, one less than, 10 more than, 10 less than, for any number given (up to 100).
4. Count backwards from any number between 0 and 100.
5. List addition facts for 2 through 10. Ex.  $8 = 2 + 6 = 3 + 5 = 4 + 4$ .
6. Understanding the reverse relationship between adding and subtracting. Ex. If  $8 + 3 = 11$  then  $11 - 3 = 8$  and  $11 - 8 = 3$ .
7. Knows answer to addition facts up to  $10 + 10$  and can state the answer within 2 – 4 seconds.
8. Knows all subtraction facts up to  $10 - 9$  and can state the answer within 2 – 4 seconds.
9. Can solve problems like \_\_\_\_ + 2 = 7 and  $10 - \text{____} = 6$ .
10. Can measure objects with a ruler to the closest inch. Also can compare 2 or more objects using the words shorter, shortest, longer, longest, taller, tallest.
11. Tell time using a standard face clock by the hour and half hour.
12. Identify coins by name and value. Ex. Penny = 1 cent, quarter = 25 cents.
13. Count coins up to \$1.00.
14. Solve story problems using addition or subtraction of length, money and time.
15. Can describe where an object is located using such words as above, below, behind and in front of. Ex. Sally is in front of Bob.
16. Can continue a pattern using number, shape or size.

## Entering Second Grade Summer Math Packet

First Name: \_\_\_\_\_ Last Name: \_\_\_\_\_

Second Grade Teacher: \_\_\_\_\_

I have checked the work completed \_\_\_\_\_  
Parent signature

### 1. Fill in the missing numbers:

1		3		5	6			9	10
11			14		16		18	19	
	22		24	25		27			30
31			34	35		37			40
	42	43		45	46		48		50
51	52		54		56			59	
61		63				67	68		70
		73		75		77		79	
	82				86	87		89	
	92		94		96		98		

2. Skip count by 2's: 2, 4, \_\_\_\_\_, \_\_\_\_\_, \_\_\_\_\_, \_\_\_\_\_, \_\_\_\_\_.

3. Skip count by 5's: 5, 10, \_\_\_\_\_, \_\_\_\_\_, \_\_\_\_\_, \_\_\_\_\_.

4. Find the sum:

$$\begin{array}{r} 5 \\ +3 \\ \hline \end{array}$$

$$\begin{array}{r} 8 \\ +0 \\ \hline \end{array}$$

$$\begin{array}{r} 1 \\ +2 \\ \hline \end{array}$$

$$\begin{array}{r} 2 \\ +2 \\ \hline \end{array}$$

$$\begin{array}{r} 2 \\ +6 \\ \hline \end{array}$$

$$\begin{array}{r} 7 \\ +3 \\ \hline \end{array}$$

$$\begin{array}{r} 5 \\ +5 \\ \hline \end{array}$$

$$\begin{array}{r} 7 \\ +7 \\ \hline \end{array}$$

$$\begin{array}{r} 5 \\ +2 \\ \hline \end{array}$$

$$\begin{array}{r} 3 \\ +0 \\ \hline \end{array}$$

$$\begin{array}{r} 2 \\ +7 \\ \hline \end{array}$$

$$\begin{array}{r} 5 \\ +1 \\ \hline \end{array}$$

$$\begin{array}{r} 2 \\ +5 \\ \hline \end{array}$$

$$\begin{array}{r} 3 \\ +3 \\ \hline \end{array}$$

$$\begin{array}{r} 1 \\ +7 \\ \hline \end{array}$$

$$\begin{array}{r} 4 \\ +5 \\ \hline \end{array}$$

$$\begin{array}{r} 0 \\ +6 \\ \hline \end{array}$$

$$\begin{array}{r} 1 \\ +9 \\ \hline \end{array}$$

$$\begin{array}{r} 9 \\ +9 \\ \hline \end{array}$$

$$\begin{array}{r} 1 \\ +4 \\ \hline \end{array}$$

$$\begin{array}{r} 1 \\ +8 \\ \hline \end{array}$$

5. List the value of each coin.



6. Fill in the blanks, skip count by 5's.

	10					35			
55					80				100

7. Write these numbers from smallest to largest: 21, 16, 35, 8.

- A. 21, 35, 16, 8
- B. 16, 21, 35, 8
- C. 8, 16, 21, 35

8. Draw a line to match the coin with its name:



Front of penny



Back of nickel



Front of quarter



Front of dime



Back of quarter



Front of nickel



Back of penny

9. Find the sum.

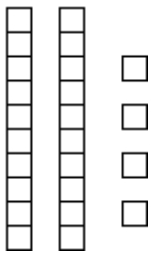
6	8	4	2	5	1	4
<u>+6</u>	<u>+1</u>	<u>+3</u>	<u>+3</u>	<u>+0</u>	<u>+6</u>	<u>+4</u>

Select the one best answer for each question.

10. Which number is ONE MORE than 27?

- A. 26
- B. 28
- C. 37

11. What number is represented by the following?



- A. 24
- B. 42
- C. 60

12. How can you make 8 cubes?

- A. 2 cubes plus 5 cubes
- B. 1 cube plus 8 cubes
- C. 2 cubes plus 6 cubes

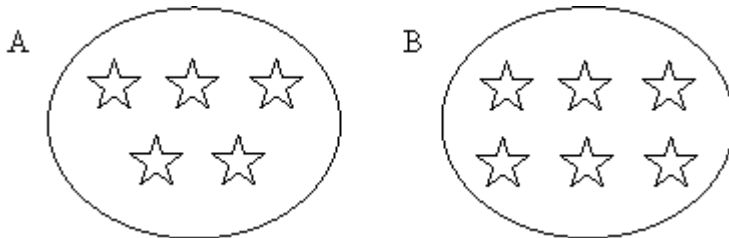
13. Sally and Ron are coming over at 2 o'clock to play and they have to go home at 5 o'clock. How many hours can you play together?

- A. 2 hours
- B. 3 hours
- C. 5 hours

14. Which number fact makes 8?

- A.  $7 + 2$
- B.  $3 + 4$
- C.  $4 + 4$

15. Which of these groups of stars has more stars in it?



- A. Group A
- B. Group B

16. Amanda looked at the night sky. She saw 12 stars. Then she saw 7 more. What number sentence shows how she counted the total number of stars she saw?

- A.  $12 - 7 = 5$
- B.  $12 + 7 = 5$
- C.  $12 + 7 = 19$

17. Write the missing numbers. Skip count by 2.

8, \_\_\_\_\_, \_\_\_\_\_, \_\_\_\_\_, 16

22, \_\_\_\_\_, \_\_\_\_\_, \_\_\_\_\_, 30

54, 56, \_\_\_\_\_, \_\_\_\_\_, \_\_\_\_\_, 64

18. Amanda had 12 crayons. Then Paul gave her 7 more. Make a drawing to show how you would solve this problem. Then circle your answer.

A. 5

B. 12

C. 19

19. Since  $3 + 6 = 9$ , then which subtraction is also correct?

A.  $3 - 6 = 9$

B.  $6 - 3 = 9$

C.  $9 - 3 = 6$

20. Solve this problem using a drawing:

8 birds were sitting in a tree. 3 flew away. How many are left?

\_\_\_\_\_ birds are left.

21. Find the difference.

8	7	6	9	8	9	6
<u>-2</u>	<u>-0</u>	<u>-1</u>	<u>-4</u>	<u>-6</u>	<u>-2</u>	<u>-3</u>

22. What is the unknown number in  $\_\_? \_\_ + 2 = 7$ ?

- A. 9
- B. 7
- C. 5

23. Write the missing numbers. Skip count by 5's.

25,         ,         ,         , 45

50,         ,         ,         , 70

35,         ,         ,         , 55

75,         ,         ,         , 95

24. What is the unknown number in  $10 - \_\_? \_\_ = 6$ ?

- A. 4
- B. 6
- C. 16

25. Add  $22 + 5$  without using a calculator or fingers.

- A. 25
- B. 27
- C. 29

26. Find the difference.

8	7	6	5	6	7	8
<u>-5</u>	<u>-2</u>	<u>-3</u>	<u>-4</u>	<u>-2</u>	<u>-4</u>	<u>-4</u>

27. The movie starts at 3:00 pm and ends at 6:00 pm, how long are the movie?

- A. 2 hours
- B. 3 hours
- C. 4 hours

28. Write in the missing numbers. Skip count by 10's.

25, \_\_\_\_\_, \_\_\_\_\_, \_\_\_\_\_, \_\_\_\_\_

29. Find the sum:

6	0	3	3	6	8	1
<u>+2</u>	<u>+4</u>	<u>+1</u>	<u>+9</u>	<u>+8</u>	<u>+7</u>	<u>+3</u>

9	8	7	9	8	6	7
<u>+3</u>	<u>+8</u>	<u>+4</u>	<u>+4</u>	<u>+3</u>	<u>+4</u>	<u>+6</u>

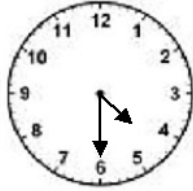
30. Melissa had 22 stones. Her mother gave her 30 more stones. How many did she have altogether? Do not use a calculator.

- A. 25
- B. 32
- C. 52

31. Subtract  $16 - 6$  without using a calculator.


- A. 12
- B. 10
- C. 6

32. Look at the clock and tell what time it is.



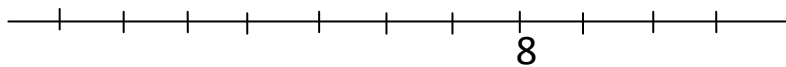
- A. 4:06
- B. 4:30
- C. 6:20

33. What time is it?



- A. 2 o'clock
- B. 10 o'clock
- C. 12 o'clock

34. This number line shows only the number 8. Write the number 6 where it is supposed to be.



8

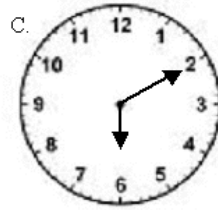
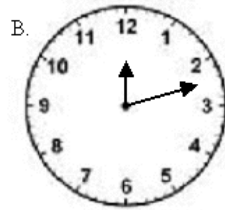
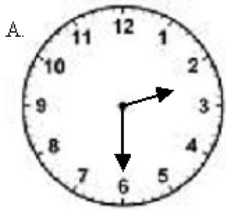
35. Fill in the blanks. Skip count by 5's.

25, \_\_\_\_\_, \_\_\_\_\_, \_\_\_\_\_, \_\_\_\_\_, 50

60, \_\_\_\_\_, \_\_\_\_\_, \_\_\_\_\_, 80

80, \_\_\_\_\_, \_\_\_\_\_, \_\_\_\_\_, 100

36. Which clock reads 2:30?

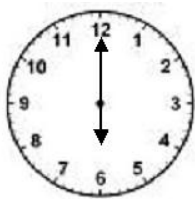


A. A

B. B

C. C

37. What time is it?



A. 12:00

B. 12:30

C. 6:00

38. Find the difference:

5	11	2	12	11	9	12
<u>-0</u>	<u>-9</u>	<u>-2</u>	<u>-5</u>	<u>-6</u>	<u>-9</u>	<u>-6</u>

10	13	7	15	13	10	15
<u>-9</u>	<u>-7</u>	<u>-3</u>	<u>-9</u>	<u>-4</u>	<u>-8</u>	<u>-6</u>

**Ask Mom or Dad for some coins to help with the following questions or draw the coins on paper.**

39. Mike had 2 quarters in his pocket. He traded his 2 quarters with his friend Pam. They made an even trade. Mike got:

- A. 25 pennies
- B. 6 nickels
- C. 5 dimes

40. 10 dimes are equal to:

- A. 2 quarters
- B. \$1.00
- C. 10 cents

41. 1 dime is equal to:

- A. 1 nickel
- B. 3 nickels
- C. 1 nickel and 5 pennies

42. How much money is this?



- A. 30 cents
- B. 35 cents
- C. 40 cents

43. Write these numbers from smallest to largest. 36, 12, 28, 7

\_\_\_\_\_ / \_\_\_\_\_ / \_\_\_\_\_ / \_\_\_\_\_

44. How much money is this?



- A. 5 cents
- B. 28 cents
- C. 53 cents

45. 23 is one more than \_\_\_\_\_

46. \_\_\_\_\_ is just before 12.

47. Jack had 50 cents. He lost 2 dimes. How much money does he have left?

- A. 48 cents
- B. 30 cents
- C. 20 cents

48. I bought candy for 20 cents and gum for 15 cents. How much money did I spend?

- A. 5 cents
- B. 35 cents
- C. 30 cents

49. Jane found 3 dimes and 1 nickel in her pocket. How much money did she have?

- A. 4 cents
- B. 30 cents
- C. 35 cents

50. Find the sum.

8	5	9	2	4	8	5
<u>+9</u>	<u>+8</u>	<u>+6</u>	<u>+8</u>	<u>+9</u>	<u>+8</u>	<u>+9</u>

3	6	4	1	7	7	5
<u>+5</u>	<u>+1</u>	<u>+2</u>	<u>+1</u>	<u>+1</u>	<u>+2</u>	<u>+4</u>

51. 16 is just after \_\_\_\_\_

52. \_\_\_\_\_ is between 44 and 46.

53. \_\_\_\_\_ is one more than 18.

54. Find the difference.

11	17	11	3	18	12	9
<u>-7</u>	<u>-8</u>	<u>-3</u>	<u>-2</u>	<u>-9</u>	<u>-3</u>	<u>-1</u>

3	16	9	9	15	5	6
<u>-1</u>	<u>-7</u>	<u>-4</u>	<u>-2</u>	<u>-7</u>	<u>-1</u>	<u>-5</u>

55. Art class start at 10:00 and ends at 12:00. How long is art class?

- A. 1 hour
- B. 2 hours
- C. 3 hours

56. John had 15 cents. He bought candy for 10 cents. How much money does he have left?

- A. 5 cents
- B. 10 cents
- C. 25 cents

57. \_\_\_\_\_ is just before 22.

58. 17 is one less than \_\_\_\_\_.

59. Stop signs have the shape of an octagon. How many sides do these signs have?



- A. 6 sides
- B. 8 sides
- C. 12 sides

60. Find the sum or difference.

4	7	3	8	3	0	7
<u>+6</u>	<u>-5</u>	<u>+8</u>	<u>-6</u>	<u>+2</u>	<u>+2</u>	<u>+8</u>

9	4	7	5	2	6	9
<u>-9</u>	<u>+7</u>	<u>+9</u>	<u>+7</u>	<u>+4</u>	<u>+9</u>	<u>-5</u>

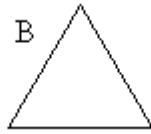
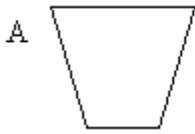
15	7	13	6	3	16	9
<u>-9</u>	<u>+7</u>	<u>-9</u>	<u>+6</u>	<u>+3</u>	<u>-9</u>	<u>-5</u>

61. What shape is the tool below?



- A. a square
- B. a rectangle
- C. a triangle

62. Which shape is the rectangle?



63. 19 is just after \_\_\_\_\_

64. \_\_\_\_\_ is just before 29.

65. What is the shape of a penny or dime?

- A. A circle
- B. A square
- C. An oval

66. Draw a square. How many sides does a square have?

- A. Three
- B. Four
- C. Five

67. Look at where the star and moon are located. Then choose which is correct.



- A. The moon is BEHIND the star.
- B. The moon is BELOW the star.
- C. The moon is ABOVE the star.

68. Find the sum or difference.

4	15	5	4	8	6	3
<u>-2</u>	<u>-2</u>	<u>+5</u>	<u>-3</u>	<u>+4</u>	<u>+5</u>	<u>+7</u>

5	9	4	8	6	8	2
<u>+6</u>	<u>+7</u>	<u>+8</u>	<u>-7</u>	<u>-4</u>	<u>-1</u>	<u>+9</u>

69. Look at where the cat and toys are located. Then choose which is correct.



- A. The toys are to the right of the cat.
- B. The toys are to the left of the cat.
- C. The toys are above the cat.

70. Which number is 1 less than 38?

- A. 37
- B. 38
- C. 39

71. \_\_\_\_\_ is between 45 and 47.

72. Count by 2's. 10, \_\_\_\_\_, \_\_\_\_\_, \_\_\_\_\_, \_\_\_\_\_, \_\_\_\_\_

73. 19 is one less than \_\_\_\_\_.

74. Jim likes to draw. He made a pattern. What would come next in his pattern?



75. What is just before 40? \_\_\_\_\_

76. Count by 2's. 6, 8, \_\_\_\_\_, \_\_\_\_\_, \_\_\_\_\_, \_\_\_\_\_, 18, \_\_\_\_\_.

77. What number is ten more than 37?

A. 36

B. 38

C. 47

78. Write in the missing numbers. Skip count by 5's.

15, \_\_\_\_\_, \_\_\_\_\_, \_\_\_\_\_, \_\_\_\_\_, 40

79. Find the difference.

17	4	14	7	13	8	11
<u>-9</u>	<u>-4</u>	<u>-6</u>	<u>-6</u>	<u>-8</u>	<u>-4</u>	<u>-2</u>

80. Mrs. Clor has 15 star stickers. Kate has 1 fewer clown stickers. How many clown stickers does Kate have?

\_\_\_\_\_ clown stickers

81. Count backwards, write in the missing numbers.

20, 19, \_\_\_\_\_, \_\_\_\_\_, \_\_\_\_\_, \_\_\_\_\_, \_\_\_\_\_, \_\_\_\_\_, 12

82. Brent's favorite number is the one that comes just before 25. What is his favorite number?

\_\_\_\_\_ is his favorite number.

83. Write in the missing numbers. Skip count by 3's.

3, 6, \_\_\_\_\_, \_\_\_\_\_, \_\_\_\_\_, \_\_\_\_\_, \_\_\_\_\_, \_\_\_\_\_, 27

84. Find the difference.

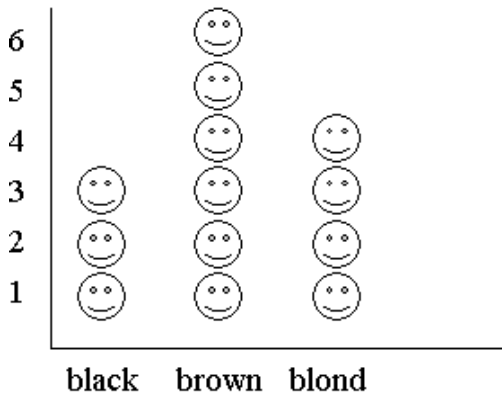
12	8	6	3	9	10	9
<u>-8</u>	<u>-8</u>	<u>-2</u>	<u>-0</u>	<u>-6</u>	<u>-6</u>	<u>-5</u>

9	8	10	9	10	1	12
<u>-7</u>	<u>-3</u>	<u>-7</u>	<u>-3</u>	<u>-5</u>	<u>-1</u>	<u>-4</u>

7	13	4	5	16	12	8
<u>-1</u>	<u>-6</u>	<u>-1</u>	<u>-2</u>	<u>-8</u>	<u>-7</u>	<u>-2</u>

85. Look at the pictograph. What hair color did most children in Mrs. Moss' class has?

Hair Color in Mrs. Moss' Class



- A. black
- B. brown
- C. blond

86. Write > or <

9 ○ 7

11 ○ 8

60 ○ 59

19 ○ 31

17 ○ 21

13 ○ 11

41 ○ 39

35 ○ 45

28 ○ 31

44 ○ 30

20 ○ 19

14 ○ 24

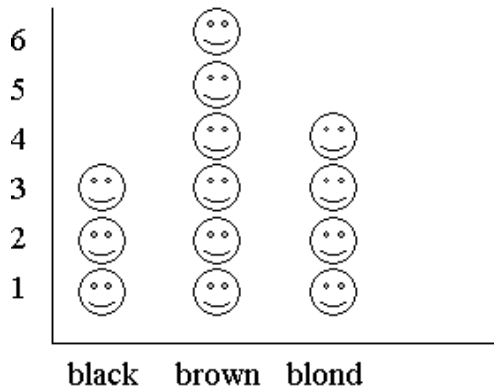
87. How much does 3 dimes equal? \_\_\_\_\_

88. How much does 3 nickels equal? \_\_\_\_\_

89. What number is one more than 63? \_\_\_\_\_

90. Look at the pictograph. How many children in Mrs. Moss' class have black hair?

**Hair Color in Mrs. Moss' Class**



- A. 3
- B. 4
- C. 6

91. Find the sum or difference. Watch the signs.

8	5	6	14	8	9	6
<u>+8</u>	<u>-3</u>	<u>+6</u>	<u>-8</u>	<u>-6</u>	<u>+9</u>	<u>-3</u>

6	6	3	3	7	7	2
<u>+6</u>	<u>-4</u>	<u>+3</u>	<u>+9</u>	<u>-4</u>	<u>+7</u>	<u>+2</u>

7	8	13	4	10	11	6
<u>-5</u>	<u>+8</u>	<u>-5</u>	<u>+4</u>	<u>-1</u>	<u>-4</u>	<u>-4</u>

92. 36 is one more than \_\_\_\_\_

93. \_\_\_\_\_ is just before 40.

94. \_\_\_\_\_ is one more than 28.

95. \_\_\_\_\_ is just after 22.

96. Find the sum or difference. Watch the signs.

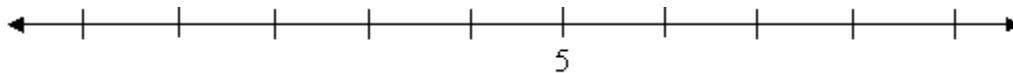
4	10	14	8	8	11	7
<u>+6</u>	<u>- 4</u>	<u>- 5</u>	<u>+6</u>	<u>- 1</u>	<u>- 2</u>	<u>+8</u>

9	4	16	5	2	13	8
<u>+9</u>	<u>- 2</u>	<u>- 9</u>	<u>+7</u>	<u>+4</u>	<u>- 9</u>	<u>- 5</u>

97. What number is just after 29? \_\_\_\_\_

98. \_\_\_\_\_ is just before 40.

99. This number line shows only the number 5. Write the number 6 where it is supposed to be.



100. What number is 1 less than 56?

\_\_\_\_\_

101. Show how you can make 24 using tens and ones. You can make a drawing of counters or ten blocks.

102. Write 5 different number facts that equal 9 such as  $2 + 7$ .

1. \_\_\_\_\_

2. \_\_\_\_\_

3. \_\_\_\_\_

4. \_\_\_\_\_

5. \_\_\_\_\_

103. Find the sum:

$$\begin{array}{r} 8 \\ +8 \\ \hline \end{array}$$

$$\begin{array}{r} 6 \\ +6 \\ \hline \end{array}$$

$$\begin{array}{r} 4 \\ +4 \\ \hline \end{array}$$

$$\begin{array}{r} 7 \\ +7 \\ \hline \end{array}$$

$$\begin{array}{r} 2 \\ +2 \\ \hline \end{array}$$

$$\begin{array}{r} 3 \\ +3 \\ \hline \end{array}$$

$$\begin{array}{r} 9 \\ +9 \\ \hline \end{array}$$

104. Show how you would solve this problem:

Steven had 7 toy cars. He wanted 13. How many more toy cars would Steven need to have 13 altogether?

Then choose 2 math sentences that could show how to solve this.

A.  $7 + 6 = 13$

B.  $13 - 7 = 6$

C.  $7 + 13 = 20$

D.  $7 - 13 = 6$

105. Find the sum or difference:

4	15	5	4	8	6	3
<u>-2</u>	<u>-2</u>	<u>+5</u>	<u>-3</u>	<u>+4</u>	<u>+5</u>	<u>+7</u>

5	9	4	8	6	8	2
<u>+6</u>	<u>+7</u>	<u>+8</u>	<u>-7</u>	<u>-4</u>	<u>-1</u>	<u>+9</u>

106. Finish the pattern.

0, 2, 4, 6, 8, \_\_\_\_\_, \_\_\_\_\_, \_\_\_\_\_

A. 9, 10, 11

B. 10, 12, 13

C. 10, 12, 14

107. Add  $3 + 5 + 2$ . Write your answer here \_\_\_\_\_.

108. If  $7 + 4 = 11$ , then what other subtraction problem would also be true?

A.  $7 - 4 = 11$

B.  $11 - 4 = 7$

C.  $4 - 7 = 11$

109. If  $14 - 6 = 8$ , then what other addition problem would also be true?

A.  $14 + 8 = 6$

B.  $6 + 14 = 8$

C.  $8 + 6 = 14$

110. Brent had 9 dollars. After Brent got paid 7 dollars for mowing a lawn, how much did he have?

\_\_\_\_\_ dollars

111. Numbers... they are shady characters. You have to keep an eye on them! In the grid below, a secret message is hidden from your view. If you shade in all the “shady” odd numbers, you will be able to decode the message!



18	3	16	14	16	48	24	88	46	72	92
5	2	17	28	30	98	5	50	86	90	47
13	20	23	4	24	52	3	20	10	66	13
9	32	27	40	6	100	39	54	30	56	1
7	22	11	12	97	33	43	44	73	81	65
25	34	29	42	95	8	35	60	15	58	89
21	38	19	10	93	62	37	402	397	60	87
36	15	46	44	99	29	41	40	401	77	143

Congratulations!! You have completed the summer math packet. Turn this into your 2<sup>nd</sup> grade teacher on the first day of school.

